

FMC-210-DM Double Action Call Points

www.boschsecurity.com



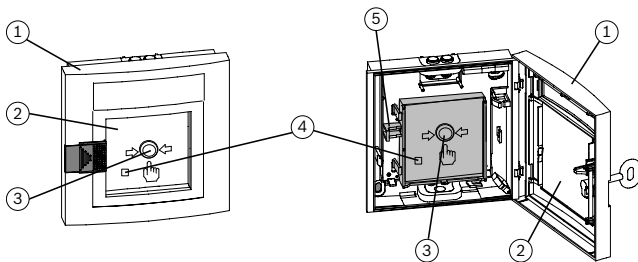
BOSCH
Invented for life



- ▶ Adjustment after alarm triggering
- ▶ Individual identification thanks to automatic or manual detector addressing
- ▶ Indicator LED for alarm or for inspection evaluation
- ▶ Query routines with evaluation and multiple transmission
- ▶ Maintains LSN loop functions in the event of wire interruption or short-circuit thanks to two integrated isolators

The FMC-210-DM Double-action Call Points are used for manual triggering, and can be used in the Local SecurityNetwork LSN and LSN improved. Form H Manual Call Points are designed for outdoor deployment, form G Manual Call Points are designed for indoor deployment.

Functions



In the event of an alarm, the glass pane (2) is broken first, then the manual call point (3) is pressed hard. This activates the microswitch for alarm triggering and the indicator LED (4) blinks. A mechanism holds the pressed call point down. The manual call point can be reset with the reset lever (5) or by closing the door of the manual call point (1). The indicator LED (4) goes out.

This does not reset the alarm on the fire panel. Individual call point identification with display of the call point address on the fire panel ensures the quick location of the triggered call point.

Variants

The designs of the manual call points for outdoor and indoor use are identical. The manual call points for indoor use (form G) are available in red, blue, yellow, and green. The manual call points for outdoor use (form H) are available in red and blue. Form H manual call points are equipped with an especially resistant PC board layered with parylene.



Notice

The key must be ordered separately.

Improved LSN features

The manual call points offer all the features of the improved LSN technology:

- Flexible network structures, including T-tapping without additional elements
- Up to 254 LSN improved elements per loop or stub line
- Automatic or manual detector addressing selectable via rotary switch, in each case with or without auto-detection

2 | FMC-210-DM Double Action Call Points

- Shielded and unshielded cables can be used
- Cable length up to 3000 m (with LSN 1500 A module)
- Downwards compatibility to existing LSN systems and control panels

Certifications and approvals

| Type Number | Complies with |
|----------------|--------------------------------------|
| FMC-210-DM-G-R | EN 54-11:2001/A1:2005, EN 54-17:2005 |
| FMC-210-DM-H-R | EN 54-11:2001/A1:2005, EN 54-17:2005 |
| FMC-210-DM-G-Y | EN 12094-3:2003, EN 54-17:2005 |

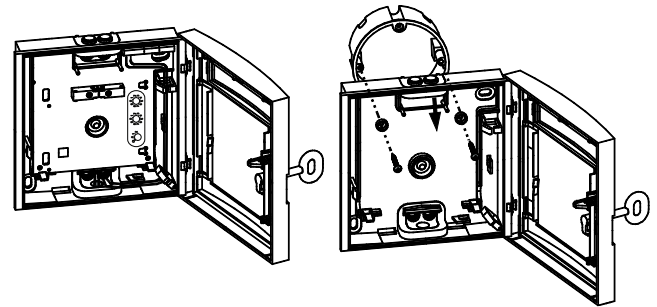
| Region | Regulatory compliance/quality marks | |
|----------|-------------------------------------|---|
| Germany | VdS | G 206098 FMC-210_DM-G-R/-H-R_G206098 |
| | VdS | G 206099 FMC-210_DM-G-Y_G206099 |
| Europe | CE | FMC-210-DM-G-B/-H-B/-SM-G-B |
| | CE | FMC-210_DM-G-R/-H-R/-SM-G-R |
| | CE | FMC-210-DM-G-Y / EST-G-B |
| | CPD | 0786-CPD-20293 FMC-210-DM-G/H-R |
| | CPD | 0786-CPD-20244 FMC-210-DM-G-Y |
| Poland | CNBOP | 1505/2013 FMC-210 DM-G-R, FMC-210 DM-H-R |
| Ukraine | MOE | UA1.016.0070338-11 FMC-210-DM-G-R_FMC-210-DM-H-R_FMC-210-DM-G-R-A |
| Slovakia | EVPÚ | SK08-ZSV-0071 FMC-210-DM, FMC-210-EST |

Installation/configuration notes

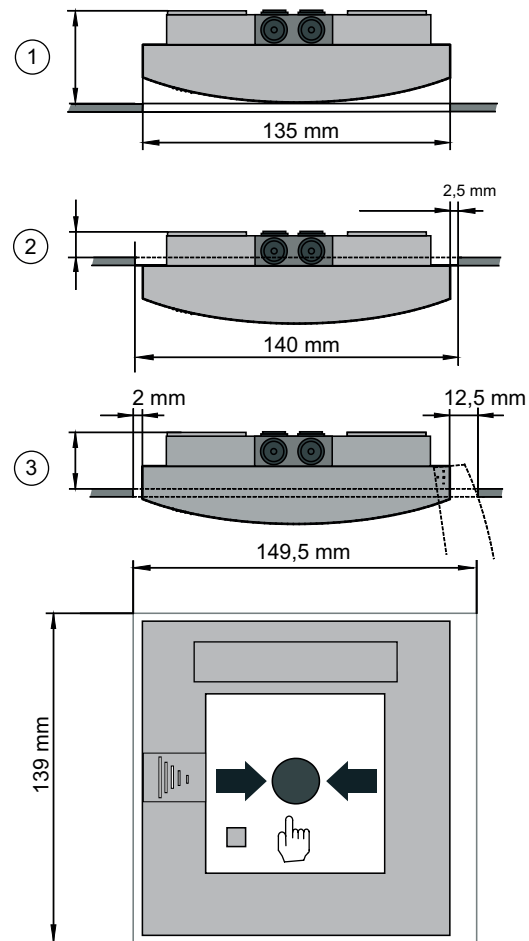
- The device must be mounted visibly along escape and rescue routes (e.g. exits, passageways, stairwells) and be easily accessible.
- An installation height of 1400 mm \pm 200 mm, measured from the middle of the device to the floor, must be maintained.
- The device must be adequately illuminated by sunlight or another light source (including emergency lighting if present).
- The maximum number of LSN elements that may be connected depends on their current consumption from the LSN data line. The limit values should be taken from the product information supplied with the fire panel used.
- Additional norms, guidelines, and planning recommendations with respect to installation location, etc. must be taken into account (see fire detector manual).
- The regulations of the local fire services must be observed.

Installation

- The cable duct can be surface-mounted or flush-mounted.



- Installation in fire hose cabinets is possible in three ways:



Installation depth

- | | |
|---|------------|
| 1 | ca. 40 mm |
| 2 | 14 mm |
| 3 | min. 30 mm |

Technical specifications

Electrical

| | |
|--------------------------|---------------|
| Operating voltage (VDC) | 24 (15 to 33) |
| Current consumption (mA) | 0.4 |

Mechanics

| | |
|---------------------------|---|
| Dimensions W x H x D (mm) | 135 x 135 x 40 |
| Housing material | Plastic ASA |
| Colors | Red RAL 3001 Blue RAL 5005 Yellow RAL 1003 Green close to RAL 6002 |
| Weight (g) | Approx. 235 |

Environmental

| | |
|---|------------|
| Degree of protection (IEC 60529) Form H | IP 54 |
| Degree of protection (IEC 60529) Form G | IP 52 |
| FMC-210-DM-G-R | EN 54-11 |
| FMC-210-DM-H-R | EN 54-11 |
| FMC-210-DM-G-Y | EN 12094-3 |
| Operating temperature Form H (°C) | -25 to 70 |
| Operating temperature Form G (°C) | -10 to 55 |

Ordering information

FMC-210-DM-G-R Manual call point indoor, red

Analog addressable manual call point with glass pane for indoor use, indirect alarm triggering (type B), red
Order number **FMC-210-DM-G-R**

FMC-210-DM-H-R Manual call point outdoor, red

Analog addressable manual call point with glass pane for outdoor use, indirect alarm triggering (type B), red
Order number **FMC-210-DM-H-R**

FMC-210-DM-G-B Manual call point indoor, blue

Analog addressable manual call point with glass pane for indoor use, indirect alarm triggering (type B), blue
Order number **FMC-210-DM-G-B**

FMC-210-DM-H-B Manual call point outdoor, blue

Analog addressable manual call point with glass pane for outdoor use, indirect alarm triggering (type B), blue

Order number **FMC-210-DM-H-B**

FMC-210-DM-G-Y Manual call point indoor, yellow

Analog addressable manual call point with glass pane for indoor use, indirect alarm triggering (type B), yellow

Order number **FMC-210-DM-G-Y**

FMC-210-DM-G-GR Manual call point indoor, green

Analog addressable manual call point with glass pane for indoor use, indirect alarm triggering (type B), green
Order number **FMC-210-DM-G-GR**

Accessories

FMX-FSO-LSN FMX-FSO-LSN foilset operating panel MCP

For the labeling field of manual call points of the series FMC-210, 1 unit = 10 sheets

Order number **FMX-FSO-LSN**

FMC-FST-DE Foil set, transparent

For yellow and blue manual call points of the series FMC-120 and FMC-210, 1 unit = 5 sheets

Order number **FMC-FST-DE**

FMC-SPGL-DEIL Spare glass

For manual call points of series DM, DKM, SKM, FMC-120 and FMC-210, 1 unit = 5 spare glasses




Order number **FMC-SPGL-DEIL**




FMM-KEY-FORM G/H Key for manual call point

made of red plastic (ASA)

Order number **FMM-KEY-Form G/H**

FMC-210-DM Double Action Call Points

| | FMC-210-DM-G-R Manual call point indoor, red | FMC-210-DM-H-R Manual call point outdoor, red | FMC-210-DM-G-B Manual call point indoor, blue |
|--|---|--|---|
| |  |  |  |
| Range of use | indoor | outdoor | indoor |
| Mounting | surface-mounted/flush-mounted | surface-mounted/flush-mounted | surface-mounted/flush-mounted |
| Operating voltage (VDC) | 24 (15 to 33) | 24 (15 to 33) | 24 (15 to 33) |
| Current consumption (mA) | 0.4 | 0.4 | 0.4 |
| Protection category | IP 52 | IP 54 | IP 52 |
| Permissible operating temperature (°C) | -10 to 55 | -25 to 70 | -10 to 55 |
| Color | red RAL 3001 | red RAL 3001 | blue RAL 5005 |

| | FMC-210-DM-H-B Manual call point outdoor, blue | FMC-210-DM-G-Y Manual call point indoor, yellow | FMC-210-DM-G-GR Manual call point indoor, green |
|--|--|---|--|
| |  |  |  |
| Range of use | outdoor | indoor | indoor |
| Mounting | surface-mounted/flush-mounted | surface-mounted/flush-mounted | surface-mounted/flush-mounted |
| Operating voltage (VDC) | 24 (15 to 33) | 24 (15 to 33) | 24 (15 to 33) |
| Current consumption (mA) | 0.4 | 0.4 | 0.4 |
| Protection category | IP 54 | IP 52 | IP 52 |
| Permissible operating temperature (°C) | -25 to 70 | -10 to 55 | -10 to 55 |
| Color | blue RAL 5005 | yellow RAL 1003 | green close to RAL 6002 |

Represented by:

Europe, Middle East, Africa:
Bosch Security Systems B.V.
P.O. Box 80002
5600 JB Eindhoven, The Netherlands
Phone: + 31 40 2577 284
emea.securitysystems@bosch.com
emea.boschsecurity.com

Germany:
Bosch Sicherheitssysteme GmbH
Robert-Bosch-Ring 5
85630 Grasbrunn
Germany
www.boschsecurity.com

North America:
Bosch Security Systems, Inc.
130 Perinton Parkway
Fairport, New York, 14450, USA
Phone: +1 800 289 0096
Fax: +1 585 223 9180
onlinehelp@us.bosch.com
www.boschsecurity.us

Asia-Pacific:
Robert Bosch (SEA) Pte Ltd, Security Systems
11 Bishan Street 21
Singapore 573943
Phone: +65 6571 2808
Fax: +65 6571 2699
apr.securitysystems@bosch.com
www.boschsecurity.asia